



GOD
IS
L O V E

1-week Lesson
Valentines Day
John 3



“God is Love” is a stand-alone lesson on the love of God displayed through Jesus. This lesson is designed to help kids (and teachers) remember that God is love and that He ultimately showed His love through Jesus’ death in our place. This is the perfect lesson for Valentine’s Day, allowing you to dive deep into the love of God.

God is Love

- Text – John3:1-21
- Main point – Jesus is the Salvation of the world

The key verse for this unit is John 3:17 -

“For God did not send His Son into the world to condemn the world, but to save the world through Him.”

All Scripture references are taken from the ESV version of the Bible.

For the large group teaching time, you will need a large life preserver that you can draw on (or a picture of a life preserver that you can show and draw on for an illustration of salvation.

The lesson contains the following:

- **Introductory Activity**
- **Large Group Worship Time**
 - **Welcome activity**
 - **Study God’s Word – teaching materials for the Biblical text**
 - **3 songs**
 - **Prayer**
- **Small Group Lessons (2 options – ages 5-8 and ages 8-12)**
 - **Review**

- Application
 - Memory Verse
 - Prayer
 - All necessary printables and resources
- Take home – family devotional guide

In the Large Group Worship time, songs have been suggested. Here are the suggested songs. Links can be found on the 'song list PDF.'

1. [Jesus Came to Earth](#) – Sovereign Grace
2. [The Gospel Song](#) – Sovereign Grace
3. [Praise the Lord](#) – Seeds Family Worship



Suggested Song List

In the Large Group Worship time, songs have been suggested. Here are the suggested songs. Links can be found on the 'song list PDF.'

- | | |
|--|---|
| 1. <u>Jesus Came to Earth</u> – Sovereign Grace | https://youtu.be/Z6EkrxfJo8 |
| 2. <u>The Gospel Song</u> – Sovereign Grace | https://youtu.be/VG6PSa86klo |
| 3. <u>Praise the Lord</u> – Seeds Family Worship | https://youtu.be/fqVZjtVLQHA |

Sharing the Gospel with Children

All curriculum from “The Sunday School Store” is heavy on the gospel and each lesson provides ample ideas of how to share the Gospel with the kids in your class. Our prayer is that weekly you will have many opportunities to talk with children about the good news of Jesus Christ.

When talking of the gospel, Charles Spurgeon once said,

.....
“The things that are essential to salvation are so exceedingly simple that no child need sit down in despair of understanding the things which make for his peace. Christ crucified is not a riddle for sages, but a plain truth for plain people. True it is meat for men, but it is also milk for babes.”
.....

Every time you are with children at church, make sure that you take the time to present the plain truth of the gospel and to pray for the children in your care that they would have hearts ready to hear and receive the good news.

Here are some helpful tools to use when sharing the gospel:

- Use a tract such as [Who will be King?](#) from Matthias Media. This simple presentation shows God as the rightful king and sin causing us to crown ourselves. It ends by reminding kids that there can only be one king and asks them if they will be their king or if God will be their king.
- Draw an illustration like [The Bridge to Life](#), like the one from Navigators. In this illustration, man and God are seen separated with no way to bridge the gap. As the gospel is presented, the cross is drawn in the gap to show that the only way back to God is through Jesus' atoning work on the cross.
- Simply talk through the **storyline of the Bible using the words - God, man, Jesus, response.** *God created a perfect world and man to be in a perfect relationship with Him. Man disobeyed the one rule that God gave him, and this was the first sin. The Bible tells us that the right punishment for sin is death. Jesus, the son of God, came to earth as a baby and lived a perfect sinless life. He died on the cross in our place to pay the price for our sin. Three days later, Jesus came back to life so that we can live forever with Him. Now that you've heard this good news you have to decide how you will respond. Will you believe this truth and follow Jesus, or will you choose to ignore this good news?*

God is Love

Theme: God is Love – Valentine’s Day

Memory Verse: “For God did not send His Son into the world to condemn the world, but to save the world through Him.” John 3:17

Challenge Verse: “...so that at the name of Jesus every knee should bow, in heaven and on earth and under the earth, and every tongue confess that Jesus Christ is Lord, to the glory of God the Father. Philippians 2:10-11

Bible Story: John 3:1-21

The Point: Jesus is the Salvation of the world

Introduction – Once Upon a Nighttime (5-8 minutes)

WHAT YOU NEED: nothing needed

Play a game where you (or one of the kids in the group- for older groups) try to get the rest of the group to guess things that happen at night, or things that you see at nighttime, etc. You can either give them clues, or play it like 20 questions where they have to ask yes/no questions, etc. Some ideas to get the group starting to guess are...sleep, bed, brushing teeth, stars, moon, dark, candle, owl, camping, tent, sleepover, bonfire, etc.

SAY: “When you think about it, there are a lot of things that generally happen at night, but randomly going to someone’s house to ask them a question usually isn’t something we think of doing at night. Let’s go to large group and hear about someone who did just that.”

Take your group to Large Group Time.

Large Group (25-35 minutes)

Welcome

Welcome kids to large group. Make note of the fact that Valentine's Day either just passed or is about to happen. Look around the room and act surprised that you don't see a bunch of red hearts everywhere. Then say, **"I think we're going to see this morning that real love has a different symbol than a heart. Be listening and see if you can figure out what that symbol might be."**

Chat briefly about the nighttime things they were just discussing in their small groups. Tell kids that later their going to hear a story about something in the Bible that happened at night, but that first you want to take some time to worship God and focus on Him alone.

Worship Time

"Let's get started this morning by a singing a song that reminds us to praise the Lord for what He has done. Who can name some things that God has done that are worthy of being praised?"

(let a few kids answer and then start the song)

Praise the Lord

"One of the things mentioned in that song reminds us that we should praise God for coming earth and dying in our place. Philippians 2:5-11 (*read the verses- or have on a screen for kids to read together*) reminds us of what Jesus gave up when He came to earth and how He took the punishment that we deserved so that we could have a relationship with God.

Let's sing a song that talks about Jesus coming to earth."

Jesus Came to Earth

Study God's Word

"In John 3, we read about this guy named Nicodemus. Nicodemus was a Pharisee, which means that he was a teacher and leader of the Jewish law. He probably had memorized huge portions of the Old Testament and he knew the law backward and forward, but there was one question he couldn't figure out, one thing that even he didn't have the answer to.

But he knew who would have the answer - Jesus.

The only problem was that Jesus and the Pharisees weren't the best of friends. And he was a little bit afraid of being seen talking to Jesus. So, the Bible tells us that he went to talk to Jesus at night.

Under the cover of darkness, Nicodemus found Jesus and talked to Him about something we all need to think about and ask about. They talked about what it means to have a relationship with God and how to be saved from sin.

Nicodemus approached Jesus and called Him Rabbi, which means teacher. He was showing Jesus that he respected Him and wanted to learn from Him. Nicodemus said that he knew that Jesus was from God because only someone sent by God could do the signs and miracles that Jesus was doing. And Jesus responded with a rather strange statement. He said, "I tell you the truth, no one can see the kingdom of God unless he is born again."

What? Born again? Nicodemus was just as confused as you might be right now.

What was Jesus talking about?
How can someone be born again?

Babies are born. You can't be born when you're an adult.

As Jesus and Nicodemus talked that night, Jesus helped him see that being born as a baby is the start of your life, and that to have a relationship with God you have to start over. You have to start a new life. You have to be born again.

2 Corinthians 5:17 says, *'Therefore, if anyone is in Christ, he is a new creation. The old has passed away; behold, the new has come.'* Jesus was telling Nicodemus that he needed to start His life over; he needed to be a new creation to follow God and have a relationship with Him.

Then, Jesus went on to talk about the only thing that would make it possible for people to start their lives again. This new life would only come about when Jesus died on the cross in the place of all people.

Jesus explained what would happen soon using a verse that has come to be one of the most common Bible verses ever...**John 3:16**. I'm sure most of you can quote it, so let's say it together... *'For God so loved the world, that he gave his only Son, that whoever believes in him should not perish but have eternal life.'*

Whenever you're reading the Bible and you come across the word **FOR**, you have a clue that you need to look back at the previous verse. For is kind of like because and you should see why it's there, what it's pointing to.

So, let's rewind a couple of verses and read **John 3:14 and 15** (*read the verses*).

These verses tell us that the Son of Man (Jesus) must be lifted up (put on a cross) and that everyone who believes in Him will have eternal life. These words would have reminded Nicodemus (and people reading the book of John) of a time in the desert when God had Moses put a bronze snake on a pole and hold it up on the pole and how everyone who looked to that snake on a pole was saved from snakebites.

Nicodemus would have understood that Jesus was saying that He had come as the salvation of the world, that He would be lifted up (or put on a cross). Nicodemus would have understood that Jesus meant all Nicodemus needed to do to be saved was to look to Jesus and believe.

John 3:16 tells us why Jesus would do this - because God loves the world. Another verse that tells us the same thing is **Romans 5:8** which tells us that God showed His love for His people by Jesus dying on the cross in our place. *(read the verse)*

To help us understand this one verse and what it has to do with salvation I want to show you something. ***(hold up the life preserver and ask kids what it is)***. This is something that a lifeguard would use to rescue someone who is drowning and this morning we're going to see that this verse explains how God used Jesus to rescue His people who were drowning in sin.

(Read John 3:16 & draw the following symbols and read the dialogue for each one.... or use your own dialogue for the following words/ symbols... heart, cross, down arrow, up arrow, empty tomb, =, infinity sign and THE)

"For God.... (write **GOD** on the left side of the life preserver) We need to start by remembering that it's all about God. He made us, He cares for His creation and He is the one who draws His people back into a relationship with Himself.

"For God so loved.... (draw a **heart** at the top) God what? God loves. **1 John 4:8 even says that God is love.**

"For God so loved the world, (draw a **world** inside the heart) What did God love? He loved the world. And, as we'll see, His love led Him to take action. He created the world and He desired to be in a relationship with the people He created, but because of sin people were separated from God.

"For God so loved the world, that He gave His only Son.... (draw a **down arrow**) ... God's love for the world, His love for His people and His desire to be a relationship with His people, led Him to send His one and only Son on the ultimate rescue mission. It wasn't like simply tossing out this life preserver and hoping that someone would hold on to it. No, it would be more like tying this life preserver on yourself and jumping out into the darkness to rescue someone and bring them back to safety.

"For God so loved the world, that He gave His only Son that whoever believes in Him... (ask "what are we supposed to believe about Jesus?" Get kids to answer...*hopefully some of the things that follow in the dialogue....then draw a crown, a cross and an empty tomb*)..."God calls people to believe the following things about Jesus- - that He is God, that He is perfect, that He became a man and lived a perfect human life, and that He took the punishment that each of us deserved by dying on the cross and that He rose back to life on the third day making it possible for us to have a new life...see the born again idea again....through Him."

"For God so loved the world, that He gave His only Son that whoever believes in Him should not perish, but have eternal life.... Romans 6:23 says that *the wages of sin is death, but the free gift of God is eternal life in Christ Jesus our Lord*. We all deserve to die because we're all sinners, but John 3:16 tells us that by believing in Jesus, instead of receiving death which we deserve, we can receive eternal or forever life which we don't deserve. (draw an **infinity** sign) The fact that this shape has no beginning or end shows that it is forever and the fact that it's two loops is a reminder of being together in a relationship with God.

In our small groups today, we'll have more time to talk about what it means to be in a forever relationship with God thanks to what Jesus did when He died on the cross. This message that Jesus shared with

Nicodemus and the good news that we talk about each and every week is called the “Gospel.” Gospel is a word that means good news. Before we go to small groups, let’s stand up and sing a song that reminds us of this good news.

The Gospel Song

Pray

“Dear God, thank You for Your great love for Your world and for sending Jesus on the ultimate rescue mission to save the world. Help us as we go to our small groups to learn more about what it means to have a new life and a forever relationship with You. In Jesus name we pray, Amen!”

Dismiss kids to small groups.

God is Love

Small Group (30 - 40 minutes)

Younger group – ages 5-8

Before the Session:

- **What did Jesus Say?** - one origami heart pattern per kid, pencils or crayons, tape (optional)
- **A New Heart** - one set of “new heart” cards, cut in ½, tape
- **Silent Prayer** – nothing needed
- **Lots and Lots of Hearts** - one set of verse hearts (a different color per group), 10-15 blank hearts of the same color for each group, Bibles

1. What Did Jesus Say? (review)

WHAT YOU NEED: one origami heart pattern (*this is the activity page with John 3:16 & 17 printed in 2 of the corners*) per kid, pencils or crayons, tape (optional)

As kids come back from large group ask is anyone can quote John 3:16 (pause for responses) and ask what they learned or heard differently about that verse today in large group. Talk with them briefly about what they remembered from large group. They will probably want to talk about the illustration with the life preserver.

Ask kids to tell you based on today’s story why Jesus came to earth (because God loved the world). Help them to see that because of His great love for His people, Jesus came to take our punishment and die in our place.

Then, explain that you’re going to make something to help them remember this week’s lesson.

(Ages 6-8) Start the activity by giving kids the origami pattern blank side up and allowing them to write or draw something from the story. Encourage them to tell you what they are writing/ drawing as they work to get the conversation about the Gospel started.

(Ages 4-6) simply go straight into the next phase of the activity, giving them time to draw later if time allows.

You may want to pre-fold and open the pages up before class starts Don’t tell the kids or show the kids what they are making. Let them see it as they make it.

Instructions with pictures can be found on... <http://goo.gl/ScmWFM>

Or you can follow the written instructions below. PLEASE PRACTICE BEFORE CLASS!

Instructions:

- Place paper face down (horizontally) in front of you with writing on the part of the paper closest to you.
- Fold top down to meet bottom- crease well & open again
- Fold left side to meet right side- crease well and open back up
- Fold top left and top right down so that the corner of the page reaches the center crease, forming a triangle pointing up with about 6 cm at the bottom of the page- leave folded
- Fold bottom left and bottom right corners up to the same center crease- you should now have a square with writing on the bottom part of it
- Turn it over so that the writing is now facing the table or floor- one point pointing at the kid, one to the left, one to the right and one away from the kid
- Fold the top point down to the bottom point so you have a triangle with about a 2-inch strip above it
- Fold in the left and right points just a bit (about ½ inch)
- Fold the top flaps down to make a triangle opening at the top
- Flip over and you should see a heart with John 3:16 on the left side and John 3:17 on the right side

Once the kids have revealed that they just made a heart, ask them why they think they made a heart. Talk about how a heart is a symbol of love. Read John 3:16 and ask again why God sent Jesus to earth (because he loved the world). Read Romans 5:8 and/ or 1 John 4:9-10. Use these verses to talk about God's love for the world and how sending Jesus showed God's great love.

Then ask, based on the story they heard this morning and the verses you just read, what are some other symbols we could use for love? (a cross or a life preserver)

[HEART TO HEART] As kids go through this activity state the gospel clearly over and over again. Help kids to connect God's great love with the fact that He sent Jesus to come to earth and take a punishment that each of us deserved. Make sure to include the following points in your discussion...

(1) God made us and God loves us,

(2) we were made to worship God, but instead we sinned and broke His law,

(3) there is nothing we can do on our own to be good enough for God,

(4) the Bible tells us that the punishment for sin is death,

(5) Jesus came to earth to take that punishment and die on the cross in our place.

SAY: "John 3:16 is probably the best-known verse in the entire Bible. Thousands (or probably millions) of people have memorized this verse at some point in their lives. *The verse clearly explains the Gospel- the Good News that [THE POINT] Jesus is the Salvation of the World.* This one verse helps us to see that even though we are all sinners and are separated from God because of our sin, that God sent Jesus into the world to take our punishment. Most people know John 3:16, but very few people know John 3:17, which is our memory verse this week. John 3:17, helps us see that by sending Jesus to the world, Jesus would save or rescue people from their sin. In a little while we'll play a game to help us learn John 3:17."

2. A New Heart

WHAT YOU NEED: one set of “new heart” cards, cut in ½, tape

SAY: “Nicodemus had grown up studying the Old Testament. He had read lots of verses about God giving His people new hearts and how God would write His Word on their hearts and how they were to love God with their whole hearts. He also knew that none of this was possible for someone to do on their own. So, when Jesus told him that he needed to be born again, he shouldn’t have been so surprised, but he was surprised and confused. Let’s play a game to find some of the verses that Nicodemus would have known about new hearts.”

Give each kid one ½ of a heart. Have them stand up and walk up to each other one at a time and see if their 2 heart halves match. *(Base the number of verses you use on the number of kids in the room. If you need to, you can play a 2nd or 3rd round.)*

Once they make a match they should sit down with their partner. Once all the matches have been made, help kids to tape their hearts together and tape them on the wall. Then, have volunteers (or you if you have non-readers) look up and read the verses.

[HEART TO HEART] Talk through the verses and help the kids to see that God’s plan all along was to give His people a new heart so that they could live forever with Him and that according to John 3:16-17 that new heart comes when we believe in what Jesus did for His people when He died on the cross.

Remember as you’re talking to the kids about the truth of the Gospel, that just as there is nothing anyone can do on their own to give themselves a new heart, that there is nothing that we can do as teachers to make kids believe this truth, but that our job is to be faithful to plant the seeds in their hearts.

SAY: “As we think about each of the verses that we just read, we need to remember that **[THE POINT]** *Jesus is the Salvation of the World*. There is no way any of us in our own power could give ourselves a new heart or make ourselves be born again (like Jesus said when He was talking to Nicodemus), but God sent His only son into the world to take our punishment, to pay the price that none of us could pay (death) and then rise again to give new life and a new heart to His people allowing them to live forever with Him.”

3. Silent Prayer

WHAT YOU NEED: nothing needed

Take a moment to pause and pray for the kids in your small group that they would begin to understand that Jesus died in their place, that He died to take the punishment that they deserved. Pray that kids would begin to see their need for a Savior.

After praying, ask if anyone has any questions about what you’ve talked about so far today, and encourage them to talk to you, one of the other leaders or their parents about the things you’ve discussed today.

4. Lots and Lots of Hearts

WHAT YOU NEED: one set of verse hearts (a different color per group - 3-5 kids per group), 10-15 blank hearts of the same color for each group, Bibles

Gather all the kids in the room together and explain that you're going to play a game to help them learn this week's memory verse. Talk about how this is a really exciting verse to learn, because it's a foundational gospel truth. Take some time to find the verse in the kid's Bibles. Make sure everyone has a chance to find the verse, then have one volunteer read it (make sure they have the ESV translation before asking them to read).

Toss all the hearts...the blank ones and the ones with parts of the memory verse written on them in a big pile in the middle of the room.

Divide class into groups (based on number of kids in your class). Groups should be 3-5 kids each.

Show each group which color heart they'll be collecting. Run a simple relay where one player from each team goes to the pile, collects a heart and brings it back to the group tagging the next person in line. Continue until each group has collected all their hearts. Then, they need to sort through the ones with writing on them and put the verse in order. Once all the teams have their verse in order, read/ quote it together a few times.

SAY: "Our verse for the week reminds us that Jesus is more than the baby in the manger, He's more than a good teacher or a good man, but that instead **[THE POINT] Jesus is the Salvation of the world.**"

Conclude the session with a review and prayer.

God is Love

Small Group (30 - 40 minutes)

Older group – ages 8-12

Before the Session:

- **In Your Own Words** - one John 3:16 page per person (depending on group size, multiple kids will have the same page), Bibles and pencils
- **New Birth** - one “New Birth fill-in-the Blanks” per group (enlarged if possible.... or one copy per kid if you think it would be helpful for kids to take this home), a set of verse cards, Bible and markers
- **Silent Prayer** – nothing needed
- **Have a Heat** - one set of verse pages wadded up per group, 10-15 other wadded up pages per group, Bibles

1. In Your Own Words (Review & Scripture Search)

WHAT YOU NEED: one John 3:16 page per person (*depending on group size, multiple kids will have the same page*), Bibles and pencils

As kids come back from large group ask is anyone can quote John 3:16 (pause for responses) and ask what they learned or heard differently about that verse today in large group. Explain that they’re going to work to expound (explain in detail) John 3:16 using other verses. Hand out the John 3:16 pages face down and have all the kids stand up holding their page face down. On the count of 3, everyone should turn their pages over and see which group they are in – groups could be pairs, larger groups, or even individuals.

If you have multiple leaders in the room, divide leaders among groups, or be prepared to move between groups to help them. Groups should carefully read John 3:16 and the 2nd verse on their page. Then, in their own words, they should rewrite John 3:16 using the details of their second verse. Example: what does the 2nd verse teach about God’s love? What does it say about why Jesus was sent? etc.

Their new verses should have the feel of John 3:16 just with more words. Each kid in the group should write the verse on their page. Give groups time to work together, then have kids read their verses for the rest of the group and discuss what they learned about this very familiar verse by reading other verses.

As a class, work together to add details from all the verses to have one clear explanation of John 3:16

SAY: “John 3:16 is probably the best-known verse in the entire Bible. Thousands (or probably millions) of people have memorized this verse at some point in their lives. *The verse clearly explains the Gospel- the Good News that [THE POINT] Jesus is the Salvation of the World.* This one verse helps us to see that even though we are all sinners and are separated from God because of our sin, that God in His great wisdom sent Jesus into the world to pay the price for the sin of the world and to reconcile God and His people once and for all. Even though this one verse does a great job of explaining what it means that Jesus is the salvation of the world, it’s helpful to have these other verses to help us understand this one verse even more.”

[HEART TO HEART] *After talking through the verses, take some time to discuss the gospel with the group. Help kids to connect God’s great love with the fact that He sent Jesus to come to earth and take a punishment that each of us deserved. Make sure to include the following points in your discussion...*

- (1) God made us, and God loves us,*
- (2) we were made to worship God, but instead we sinned and broke His law,*
- (3) there is nothing we can do on our own to be good enough for God,*
- (4) the Bible tells us that the punishment for sin is death,*
- (5) Jesus came to earth to take that punishment and die on the cross in our place.*

2. New Birth

WHAT YOU NEED: one “New Birth fill-in-the Blanks” per group (enlarged if possible.... or one copy per kid if you think it would be helpful for kids to take this home), a set of verse cards, Bible and markers

Ask the kids in your group if any of them remember being born. Obviously, no one remembers their physical birth, but they may remember some things their parents have told them.

Ask if they remember what Jesus said to Nicodemus about being born again. Explain that Jesus was telling him that he needed to start His life over and this time instead of his parents giving him life, he needed real life that can only come from God. Read **John 14:6** as a reminder that Jesus is the only way, the only truth and the only real life.

Either...

- (1) Tape one of the “New Birth fill-in the Blanks” on the wall in your small group area.... or
- (2) give each kid a copy of the fill in the blank page.

Place the verse cards on the floor/ table where all the kids in the group can see them. Have Bibles and markers/ pencils available for all of the kids to use. Encourage them to look up the verses on the cards and then see which blanks the verse they read answers and then fill in the blanks using the markers/ pencils. Continue until all of the blanks have been filled in.

[HEART TO HEART] *Once the kids have finished the page, spend a few minutes discussing the verses with them, and using the verses to explain the gospel once again. Focus on the need for a new heart because of sin in our lives, how God gives His people that new heart and what the overflow of the new heart is (what evidence there is that someone has a new heart).*

SAY: “As we think about each of the verses that we just read we need to remember that **[THE POINT] Jesus is the Salvation of the World.** There is no way any of us in our own power could give ourselves a new

heart or make ourselves be born again, but God sent His only son into the world to take our punishment, pay the price that none of us could pay (death) and then rise again to give new life and a new heart to His people allowing them to live forever with Him.”

3. Silent Prayer

WHAT YOU NEED: nothing needed

SAY: “As you think about what Jesus did for His people and how John 3:16 promises eternal life to whoever believes in Him it’s hard not to think about your own life and where you stand before God. I’m going to give you guys about a minute of silence to think and pray individually. Take this time to think about what God did when He sent Jesus and what your reaction to that truth is.”

Give kids about a minute and then close by praying that each of the kids in your group would understand their own need for a Savior. Pray that the kids in your group will begin to connect with the truths you are discussing in your small group week in and week out.

After praying, ask the kids in your group if they have any questions about what it means to believe in Jesus or anything else you’ve talked about so far this morning. Encourage kids to talk to their parents (or you) about the things they’ve discussed this morning and any questions they may have.

4. Have a Heart (Memory Verse)

WHAT YOU NEED: one set of verse pages wadded up per group of 3-5 kids, 10-15 other wadded up pages per group, Bibles

Gather all of the kids together and pour all of the paper wads into one pile in the middle of the room.

Have someone read John 3:17. Talk about how this is a really exciting verse to learn, because it’s a foundational gospel truth. Ask one of the kids to explain what it means that Jesus came to save the world. Have someone remind the group how Jesus saved the world and what He saved the world from. Really focus in on our individual need for salvation because of the truth that we are all sinners.

Tell the class that hidden in the pile of paper wads is one copy of the memory verse (each verse is 9 pages) for each group of 3-5 kids.

Divide the class into groups.

One person from each small group at a time, they’ll come to the pile of papers and open up wads of paper until they find one with part of the verse on it. When they find part of the verse, they should bring it back to their group.

As parts of the verse come back, they need to check and see what words they still need so that the player only brings back a piece they need. If someone brings back a wrong piece, the next player can only return the wrong one and cannot collect a correct one. Play continues until all groups have collected all their pieces and put the verse in order. Once all groups have the verse, read/ quote the verse all together once or twice.

SAY: “Our verse reminds us that Jesus is more than the baby in the manger, He’s more than a good teacher or a good man, but that instead **[THE POINT] Jesus is the Salvation of the world.**”

Conclude with a brief prayer and review.



Memory Verse: "For God did not send His Son into the world to condemn the world, but to save the world through Him." John 3:17

Challenge Verse: "...so that at the name of Jesus every knee should bow, in heaven and on earth and under the earth, and every tongue confess that Jesus Christ is Lord, to the glory of God the Father. Philippians 2:10-11

John 3 reminds us that God showed His love by Jesus dying in our place.

Day 1 – Read John 3:1-21

Turn the lights off in your room and act out this story in the dark. Write out the questions that Nicodemus asked Jesus and the answers that Jesus gave on a piece of paper. Talk as a family about what it means to be "born again." Think about how becoming a Christian means starting your life new.

Day 2 – Read John 3:16-21

This passage contains one of the most famous verses in the Bible as well as this week's memory verse. Make a list of all the things that these 6 verses teach us about Jesus. Then, work on learning the memory verse (John 3:17) by echoing the words back and forth 2 or 3 words at a time.

Day 3 – Read John 3:14-15 & Numbers 21:4-9

Why did God tell Moses to make a bronze snake and put it up on a pole? What happened to the people when they looked at the snake? Why do you think that God wanted them to look at the snake to be healed instead of just healing the people? (hint: "faith."). Why did Jesus compare Himself to the snake on the pole? What pole would He be put on? What would people be healed of when they looked to Him by faith?

Day 4 – Read Mark 15:21-39

Look back at the passage you read yesterday about Jesus being lifted up. Draw a picture of Jesus "lifted up" on the cross. As you're working on the drawing, talk about the truth that the only way to be saved is to "look" to Jesus on the cross and believe by faith that He died on the cross in your place.

Day 5 – Read John 3:22-36

What did John the Baptist say about himself and about Jesus? How do verses 35 & 36 help you to understand the truth that Jesus is the salvation of the world. Write this week's memory verse (John 3:17) on a piece of paper and illustrate it with some of the truths that you've learned about Jesus this week.



GOD
IS
LOVE

"For God did not send
his Son into the world
to condemn the world,
but in order that the
world might be saved
through him." John
3:17

"For God so loved the
world, that he gave
his only Son, that
whoever believes in
him should not perish
but have eternal life."
John 3:16



Deuteronomy

6:5




Deuteronomy

6:6



Deuteronomy
30:6



Jeremiah
31:33




Ezekiel

36:26




"For God



His Son



did not send



into the
world




to condemn




the world,




but in order



that the
world




might be
saved







through
Him."



John 3:17





JOHN 3:16

For God so loved the world,
that he gave his only Son, that
whoever believes in him should
not perish but have eternal life.

ROMANS 5:8-9

JOHN 3:16

For God so loved the world,
that he gave his only Son, that
whoever believes in him should
not perish but have eternal life.

EPHESIANS 2:4-5

JOHN 3:16

For God so loved the world,
that he gave his only Son, that
whoever believes in him should
not perish but have eternal life.

1 JOHN 2:29-3:1

JOHN 3:16

For God so loved the world,
that he gave his only Son, that
whoever believes in him should
not perish but have eternal life.

1 JOHN 4:9-10

New Birth Fill-in-the-Blanks

_____ - And the Lord your _____ will _____ your _____ and the heart of your offspring, so that you will _____ the Lord your God with all your _____ and with all your soul, that you may _____.

_____ - For this is the _____ that I will make with the house of _____ after those days, declares the Lord: I will put my _____ within them, and I will _____ it on their hearts. And I will be their _____, and they shall be my people.

_____ - And I will give you a new _____, and a new _____ I will put within you. And I will _____ the heart of stone from your _____ and give you a heart of flesh.

_____ - No one born of _____ makes a practice of sinning, for God's seed _____ in him; and he cannot keep on _____, because he has been _____ of God.

_____ - Beloved, let us _____ one another, for _____ is from _____, and whoever loves has been _____ of God and knows God.

_____ - Everyone who believes that _____ is the Christ has been born of _____, and everyone who _____ the Father loves whoever has been _____ of him.

Deuteronomy
30:6

Jeremiah
31:33

Ezekiel
36:26

1 John
3:9

1 John
4:7

1 John
5:1

For

God

did not

send

His Son

into the

world

to

condemn

the
world,

but

in
order

that

the
world

might be

saved

through

Him.

John 3:17